



**Kvarner Gulf, Croatia**  
Listed as a top 10 region in  
**BEST IN TRAVEL 2020**





## TZ KVARNERA

### Turistički rezultati Kvarnera



TURISTIČKA ZAJEDNICA  
**KVARNER**



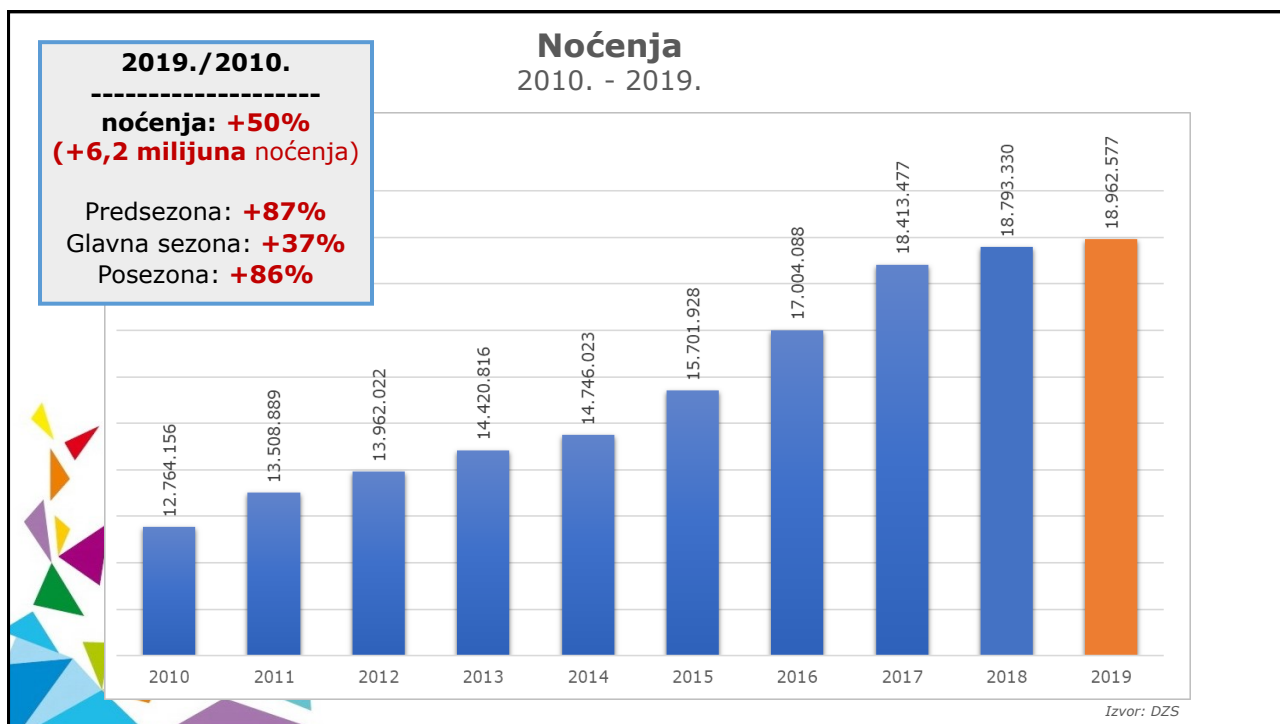
**HRVATSKA**  
*Puna života*



Dr. sc. Irena Peršić Živadinov,  
direktorica Turističkog ureda  
TZ Kvarnera

10. kolovoza 2020. godine  
Adamićeva, Rijeka

1



2

## Turistički rezultati u 2020. godini

Razdoblje	DOLASCI	NOĆENJA	Indeks (2020/19)	
			DOLASCI	NOĆENJA
I/2020	27.400	100.000	<b>117</b>	<b>116</b>
II/2020	37.000	110.000	<b>116</b>	<b>116</b>
<b>I-II/2020</b>	<b>64.400</b>	<b>210.000</b>	<b>116</b>	<b>116</b>
III/2020	13.000	80.000	<b>25</b>	<b>51</b>
IV/2020	1.800	68.500	<b>1</b>	<b>14</b>
V/2020	20.000	111.500	<b>10</b>	<b>15</b>
VI/2020	210.000	1.150.000	<b>41</b>	<b>43</b>
<b>PREDSEZONA</b>	<b>309.200</b>	<b>1.620.000</b>	<b>31</b>	<b>38</b>
VII/2020	500.000	3.895.000	<b>67</b>	<b>69</b>
1.-8.VIII/2020	170.000	1.277.000	<b>75</b>	<b>75</b>
<b>1.I.-8.VIII./2020</b>	<b>979.200</b>	<b>6.792.000</b>	<b>50</b>	<b>59</b>

Izvor: eVisitor, stanje na dan 09.08.2020.

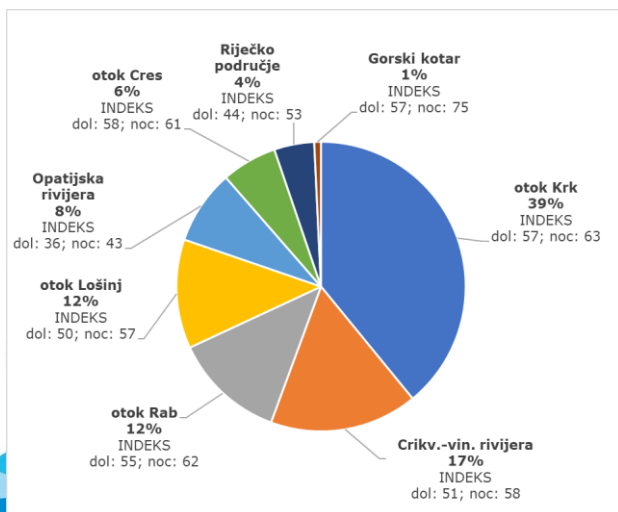


3

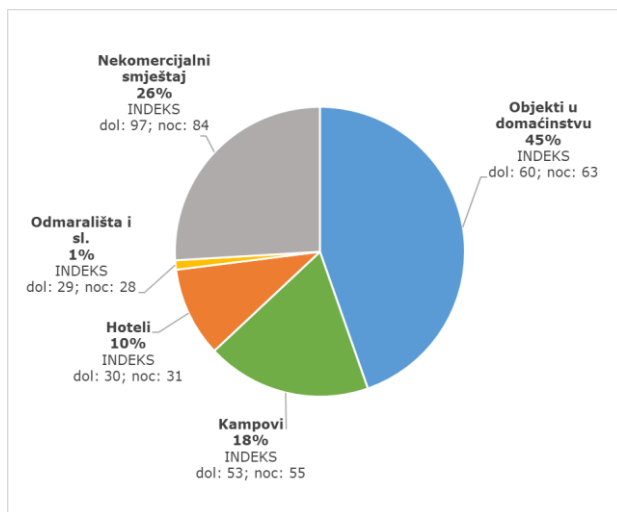
## Turistički promet 1.1. – 8.8.2020./2019.

Dolasci: 979.200; indeks **50**  
Noćenja: 6.792.000; indeks **59**

### SUBREGIJE



### VRSTE SMJEŠTAJA



Izvor: eVisitor, stanje na dan 09.08.2020.

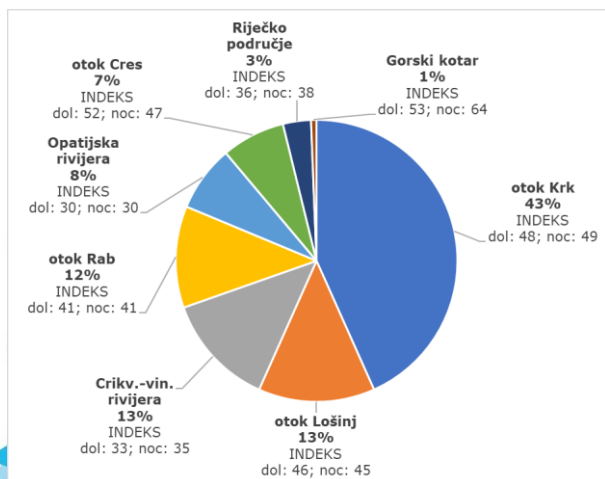


4

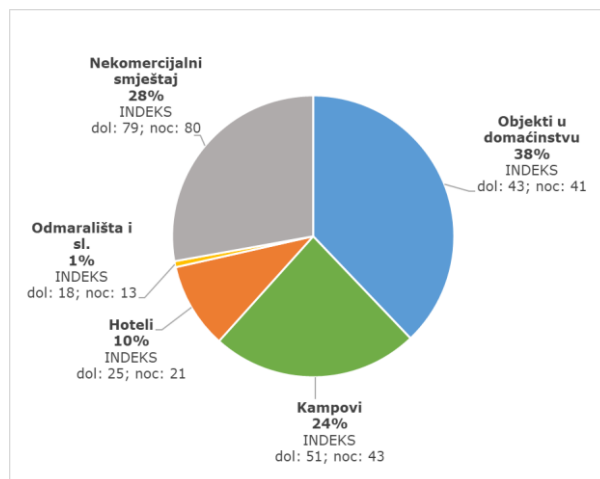
## Turistički promet lipanj 2020./2019.

**Dolasci:** 210.000; indeks **41**  
**Noćenja:** 1.150.000; indeks **43**

### SUBREGIJE



### VRSTE SMJEŠTAJA



Izvor: eVisitor, stanje na dan 21.07.2020.

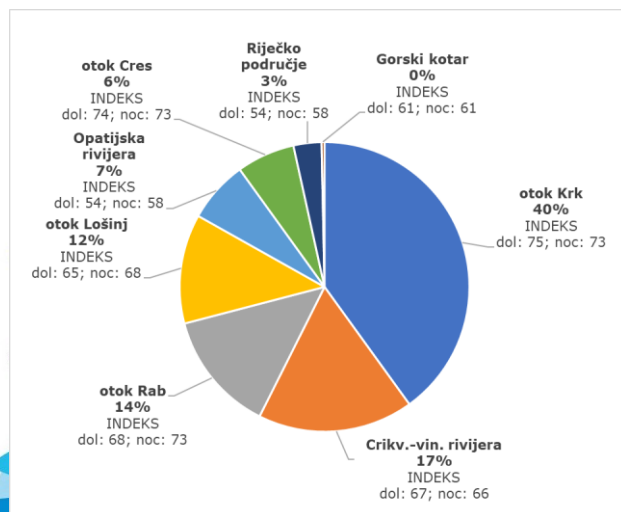


5

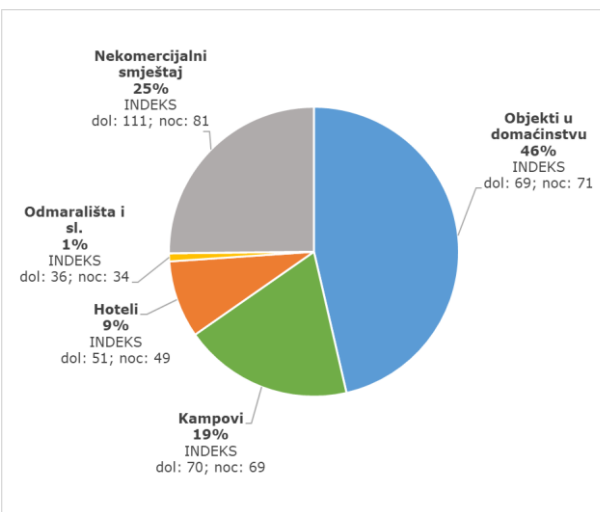
## Turistički promet srpanj 2020./2019.

**Dolasci:** 500.000; indeks **67**  
**Noćenja:** 3.895.000; indeks **69**

### SUBREGIJE



### VRSTE SMJEŠTAJA



Izvor: eVisitor, stanje na dan 09.08.2020.

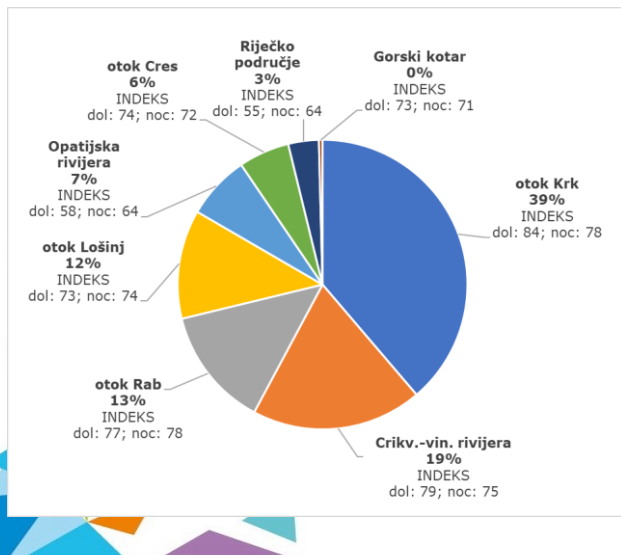


6

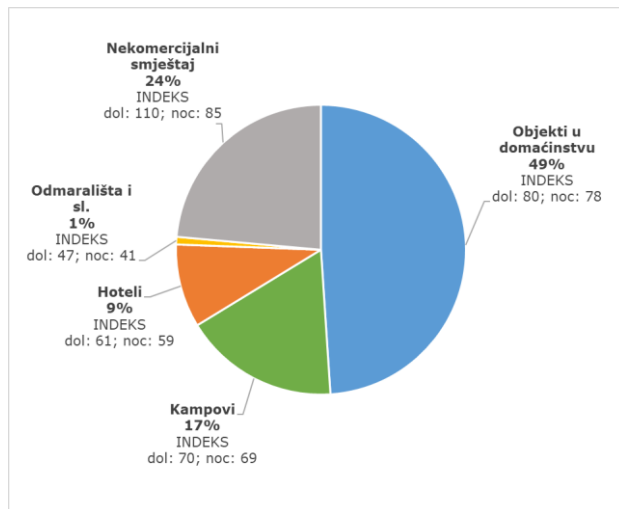
## Turistički promet 1.-8. kolovoza 2020./2019.

**Dolasci: 170.000; indeks 75**  
**Noćenja: 1.277.000; indeks 75**

### SUBREGIJE



### VRSTE SMJEŠTAJA



Izvor: eVisitor, stanje na dan 09.08.2020.

7

## Turistički promet - emitivna tržišta 1. svibnja - 8. kolovoza 2020./2019.

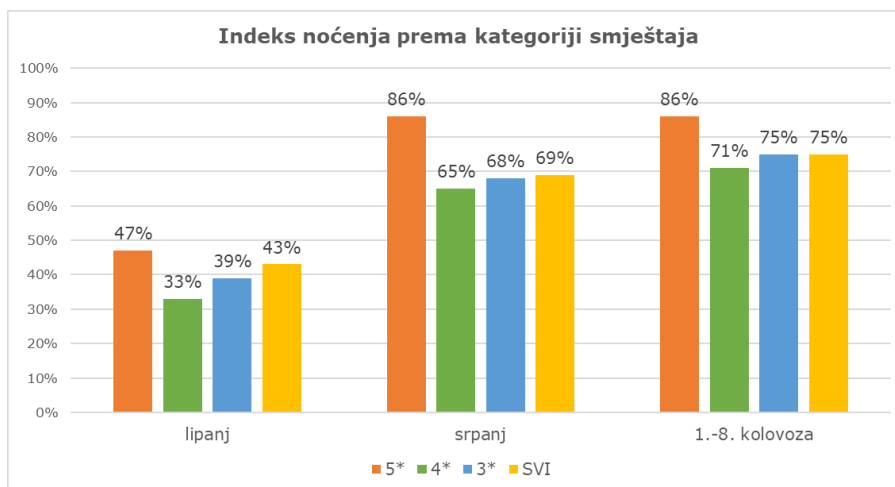
Vrijeme ažurnosti podataka: 9.8.2020. 8:21  
Razdoblje: 01.05.2020. - 08.08.2020.

Datum	KVARNER - NOĆENJA - TOP tržišta po danima i tjednim													
	NJEMAČKA		SLOVENIJA		HRVATSKA		AUSTRIJA		ČEŠKA		ITALIJA		SVE ZEMLJE	
	2020	ind. 2020 /19	2020	ind. 2020 /19	2020	ind. 2020 /19	2020	ind. 2020 /19	2020	ind. 2020 /19	2020	ind. 2020 /19	2020	ind. 2020 /19
V - 1.tj.	162	1	640	1	3.583	44	21	0	6	2	55	2	5.637	5
V - 2.tj.	385	1	1.521	11	9.440	45	48	0	25	1	142	3	14.282	11
V - 3.tj.	446	1	2.733	25	10.695	50	67	0	108	6	156	4	16.918	13
V - 4.tj.	1.302	3	8.561	65	13.705	53	409	2	170	7	162	3	27.255	17
V - 5.tj.	7.063	9	16.514	92	17.567	66	1.308	3	358	9	329	5	47.252	20
<b>V.</b>	<b>9.358</b>	<b>5</b>	<b>29.969</b>	<b>29</b>	<b>54.990</b>	<b>53</b>	<b>1.853</b>	<b>2</b>	<b>667</b>	<b>7</b>	<b>844</b>	<b>4</b>	<b>111.344</b>	<b>15</b>
VI - 1.tj.	32.821	31	24.558	80	19.601	54	3.353	6	915	10	1.567	13	88.753	28
VI - 2.tj.	55.051	22	40.541	85	35.605	70	12.707	20	3.049	14	3.182	15	159.920	29
VI - 3.tj.	76.491	30	72.149	82	62.034	61	27.002	29	10.653	32	7.990	24	279.511	38
VI - 4.tj.	105.616	78	157.956	89	80.885	56	38.524	48	23.906	50	16.867	37	475.897	57
VI - 5.tj.	38.987	99	39.888	75	24.452	68	9.190	51	9.295	50	4.916	30	144.731	59
<b>VI.</b>	<b>308.966</b>	<b>39</b>	<b>335.092</b>	<b>84</b>	<b>222.577</b>	<b>60</b>	<b>90.776</b>	<b>29</b>	<b>47.818</b>	<b>36</b>	<b>34.522</b>	<b>27</b>	<b>1.148.812</b>	<b>43</b>
VII-1.tj.	114.905	98	116.129	79	71.915	69	24.243	47	37.245	62	16.452	35	443.869	62
VII-2.tj.	208.861	97	184.277	82	122.234	76	44.819	45	55.687	82	26.158	41	771.859	68
VII - 3.tj.	227.396	77	207.846	83	150.807	79	61.090	58	42.311	80	24.968	40	876.270	67
VII - 4.tj.	299.235	88	228.672	85	171.217	80	62.005	59	43.876	83	25.101	37	1.021.368	70
VII - 5.tj.	235.799	100	172.422	94	136.872	87	44.165	61	32.807	91	17.694	41	780.373	77
<b>VII.</b>	<b>1.086.196</b>	<b>90</b>	<b>909.346</b>	<b>85</b>	<b>653.045</b>	<b>79</b>	<b>236.322</b>	<b>55</b>	<b>211.926</b>	<b>78</b>	<b>110.373</b>	<b>39</b>	<b>3.893.739</b>	<b>69</b>
VIII - 1.tj.	89.975	101	70.535	95	59.050	89	17.212	59	11.661	79	8.750	44	309.818	77
03.08.	47.854	109	32.862	89	31.627	89	9.405	65	6.198	94	4.995	39	160.360	79
04.08.	47.643	101	33.100	94	32.510	90	9.629	65	6.304	98	5.232	35	162.259	78
05.08.	46.699	92	34.197	96	33.255	95	9.843	60	6.404	93	5.541	30	164.107	75
06.08.	45.230	88	34.857	98	33.920	95	9.973	59	6.366	89	6.044	30	164.986	74
07.08.	43.022	84	35.917	101	34.036	95	9.703	58	6.062	85	6.885	32	163.937	73
08.08.	38.008	76	34.343	98	31.927	90	8.690	54	5.300	76	7.707	35	151.603	69
<b>VIII - 2.tj.</b>	<b>268.456</b>	<b>91</b>	<b>205.276</b>	<b>96</b>	<b>197.275</b>	<b>92</b>	<b>57.243</b>	<b>60</b>	<b>36.634</b>	<b>89</b>	<b>36.404</b>	<b>33</b>	<b>967.252</b>	<b>75</b>
<b>VIII.</b>	<b>358.431</b>	<b>93</b>	<b>275.811</b>	<b>96</b>	<b>256.325</b>	<b>92</b>	<b>74.455</b>	<b>60</b>	<b>48.295</b>	<b>87</b>	<b>45.154</b>	<b>35</b>	<b>1.277.070</b>	<b>75</b>

8

## Turistički promet po kategoriji smještaja

lipanj, srpanj, 1.-8. kolovoza 2020./2019.



Izvor: eVisitor, stanje na dan 09.08.2020.



9

HRVATSKA - turistički rezultati  
SRPANJ 2020.

INDEKS noćenja po županijama	NOĆENJA *					NOĆENJA - Indeks				Popunjenost KOMERCIJALNIH smještajnih kapaciteta	
	ŽUPANIJA	Komerc.	Ne komerc.	Nautika	UKUPNO	% u noć.	Komerc.	Ne komerc.	Nautika	UKUPNO	Stalni kreveti **
Istarska	4.122.161	620.331	33.239	4.775.731	26%	57%	96%	102%	60%	290.879	45,7%
<b>Primorsko-goranska</b>	<b>2.900.597</b>	<b>976.826</b>	<b>22.919</b>	<b>3.900.342</b>	<b>21%</b>	<b>66%</b>	<b>80%</b>	<b>75%</b>	<b>69%</b>	<b>190.064</b>	<b>49,2%</b>
Zadarska	2.144.539	1.203.437	124.235	3.472.211	19%	65%	81%	86%	71%	142.678	48,5%
Splitsko-dalmatinska	2.873.234	178.558	167.741	3.219.533	17%	54%	70%	50%	54%	230.816	40,2%
Šibensko-kninska	1.055.021	263.302	116.615	1.434.938	8%	58%	74%	101%	62%	81.619	41,7%
Dubrovačko-neretvanska	757.012	95.782	18.100	870.894	5%	40%	59%	25%	41%	82.463	29,6%
Ličko-senjska	522.709	172.914	30	695.653	4%	57%	89%	25%	63%	40.827	41,3%
Grad Zagreb	74.607	444	0	75.051	0%	26%	104%	-	26%	22.016	10,9%
<b>HRVATSKA - svi</b>	<b>14.597.524</b>	<b>3.516.416</b>	<b>482.879</b>	<b>18.596.819</b>		<b>57%</b>	<b>82%</b>	<b>66%</b>	<b>61%</b>	<b>1.126.020</b>	<b>41,8%</b>

POREDAK PREMA UKUPNOM BROJU NOĆENJA

IZVOR:

\* eVisitor, Izvještaj na dan 31.07.2020

\*\* DZS, komercijalni smještajni kapaciteti na 31.VIII.2019.



10



**Hvala na pažnji!**

